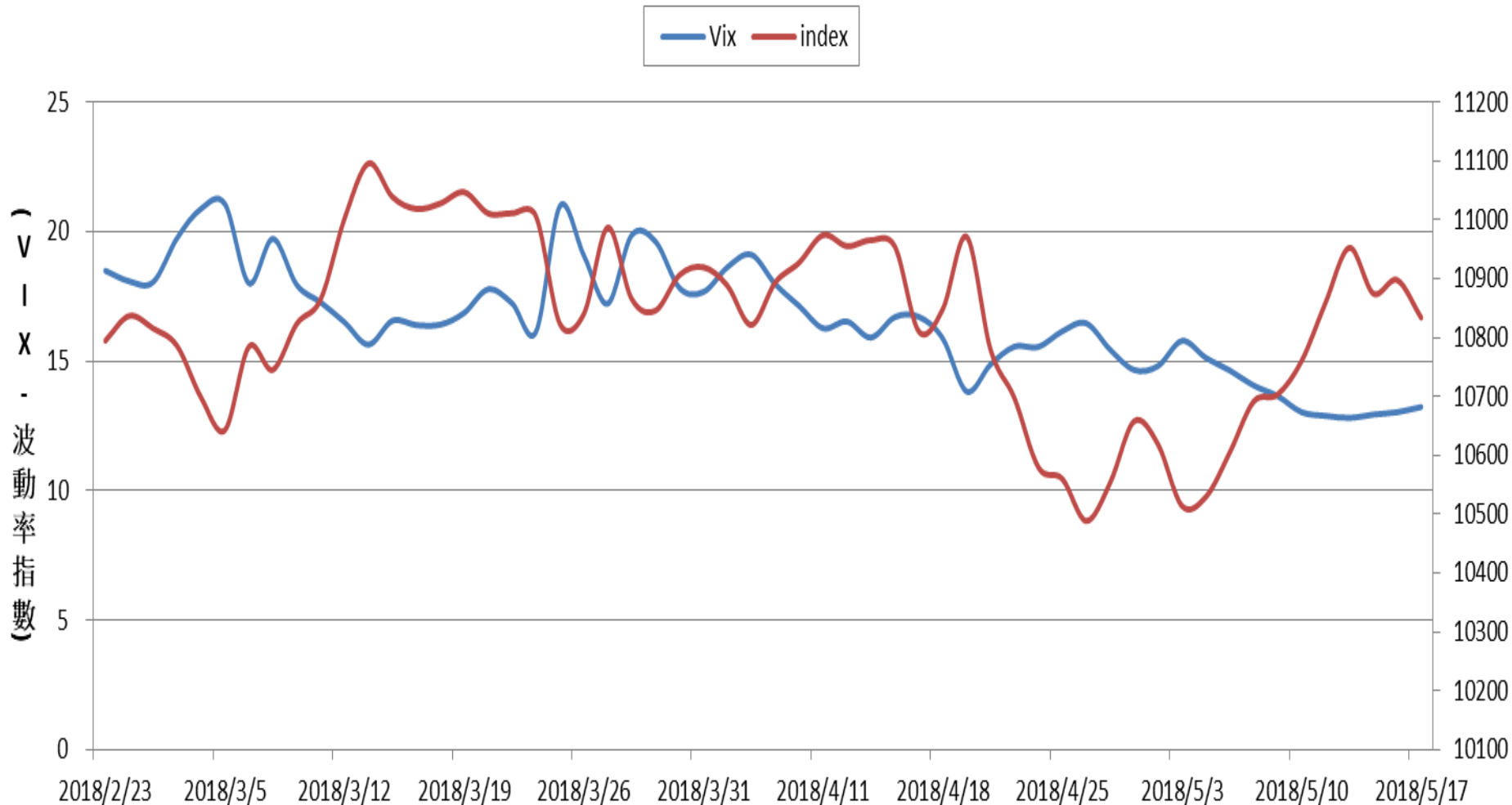
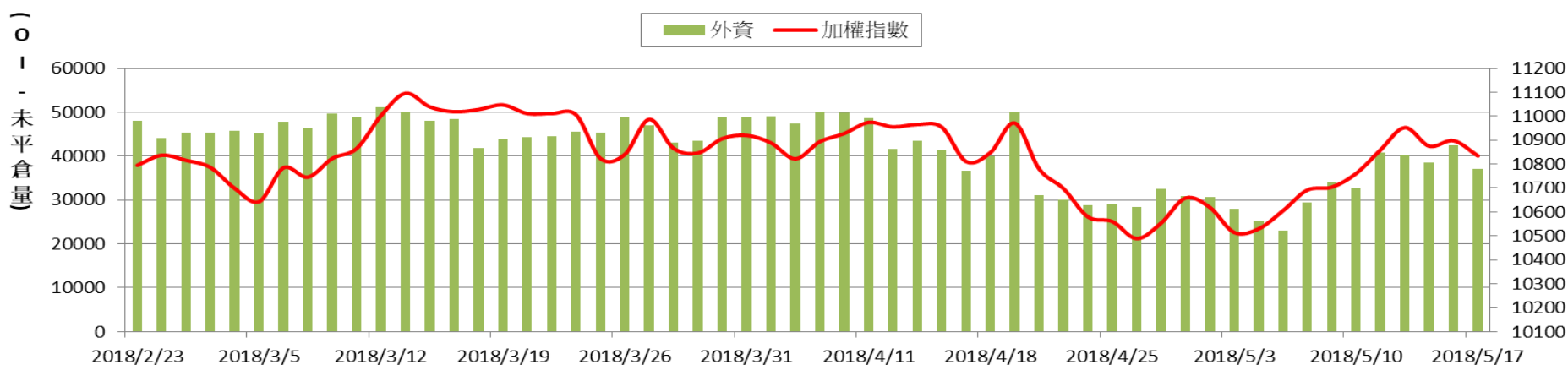
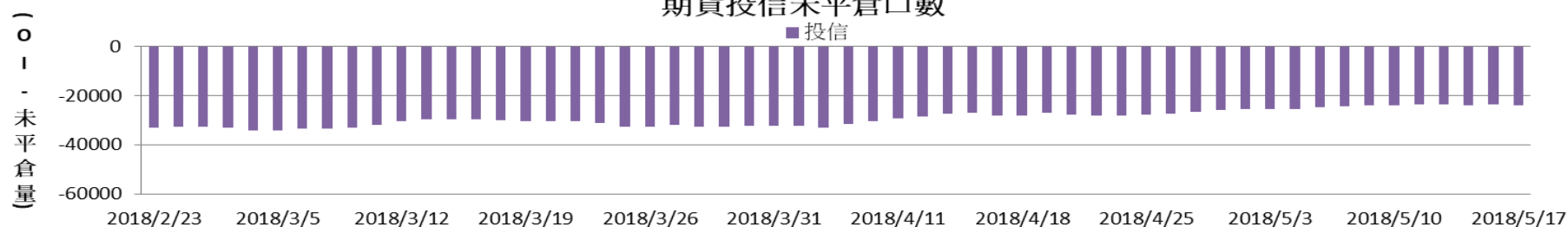
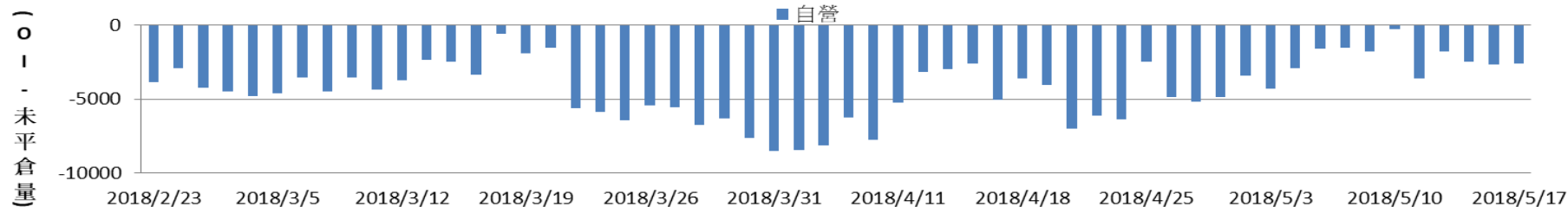
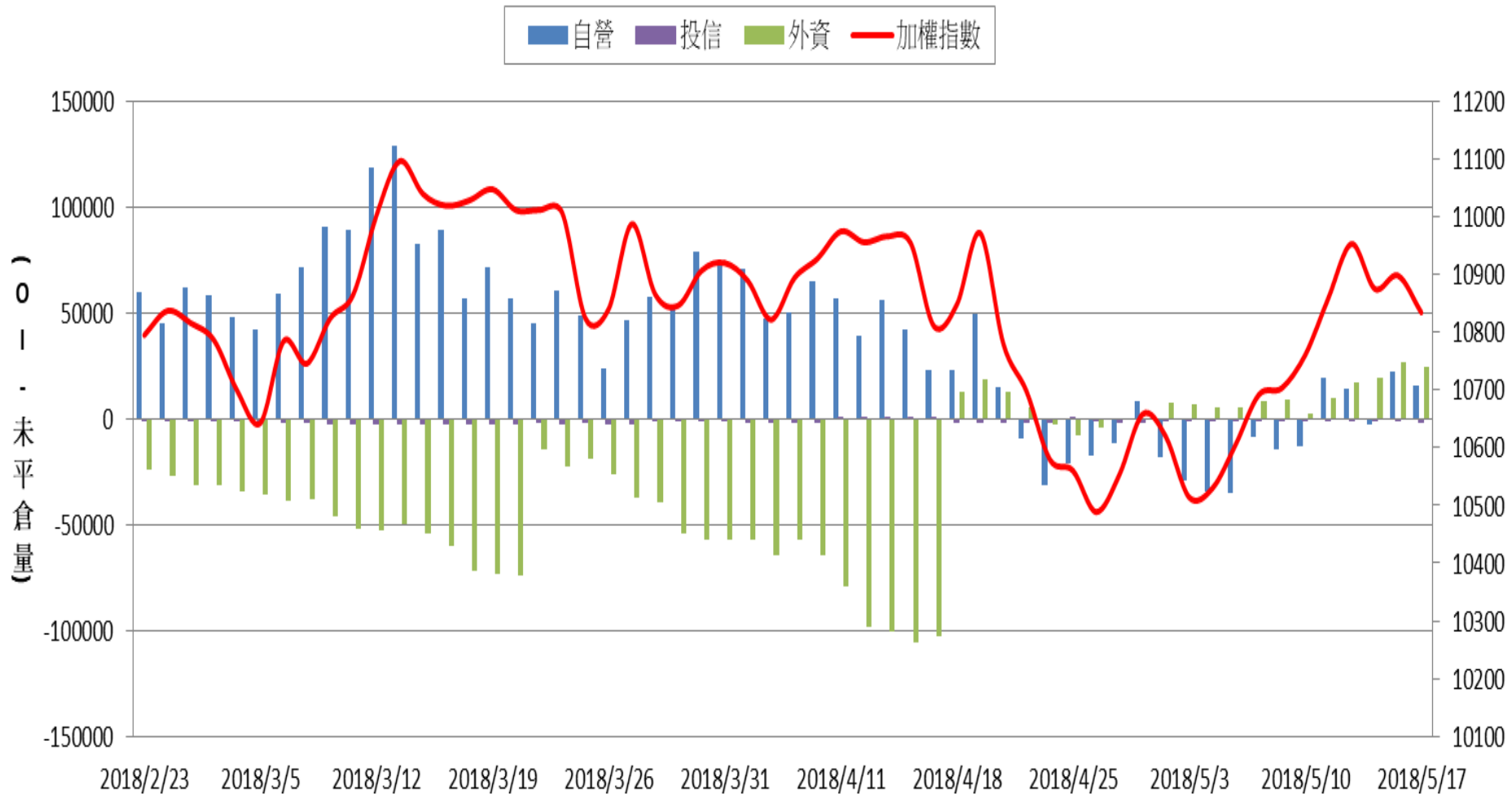


Vix指數 V.S 加權指數

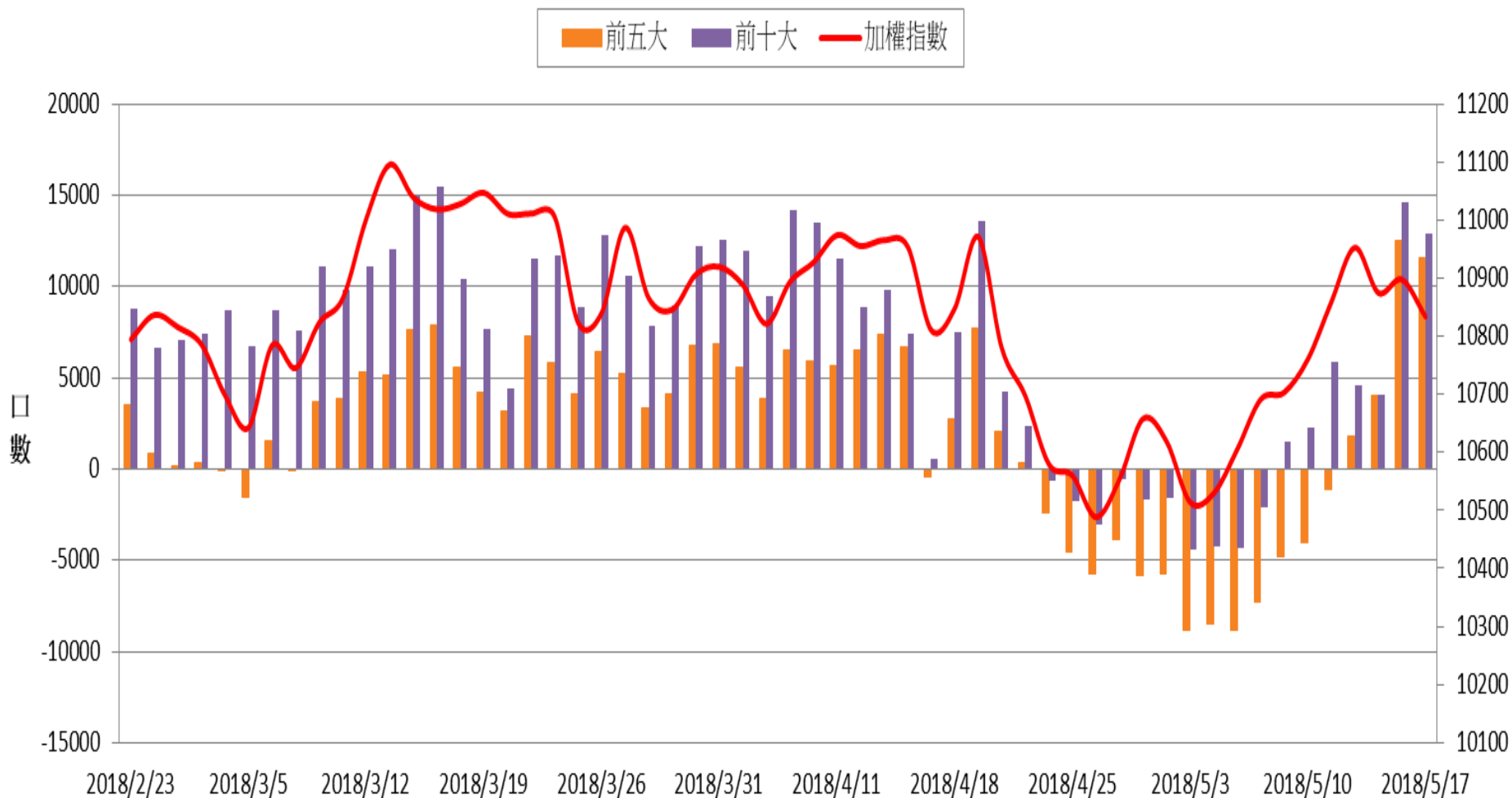


期貨外資未平倉口數V.S 加權指數

期貨投信未平倉口數

期貨自營未平倉口數


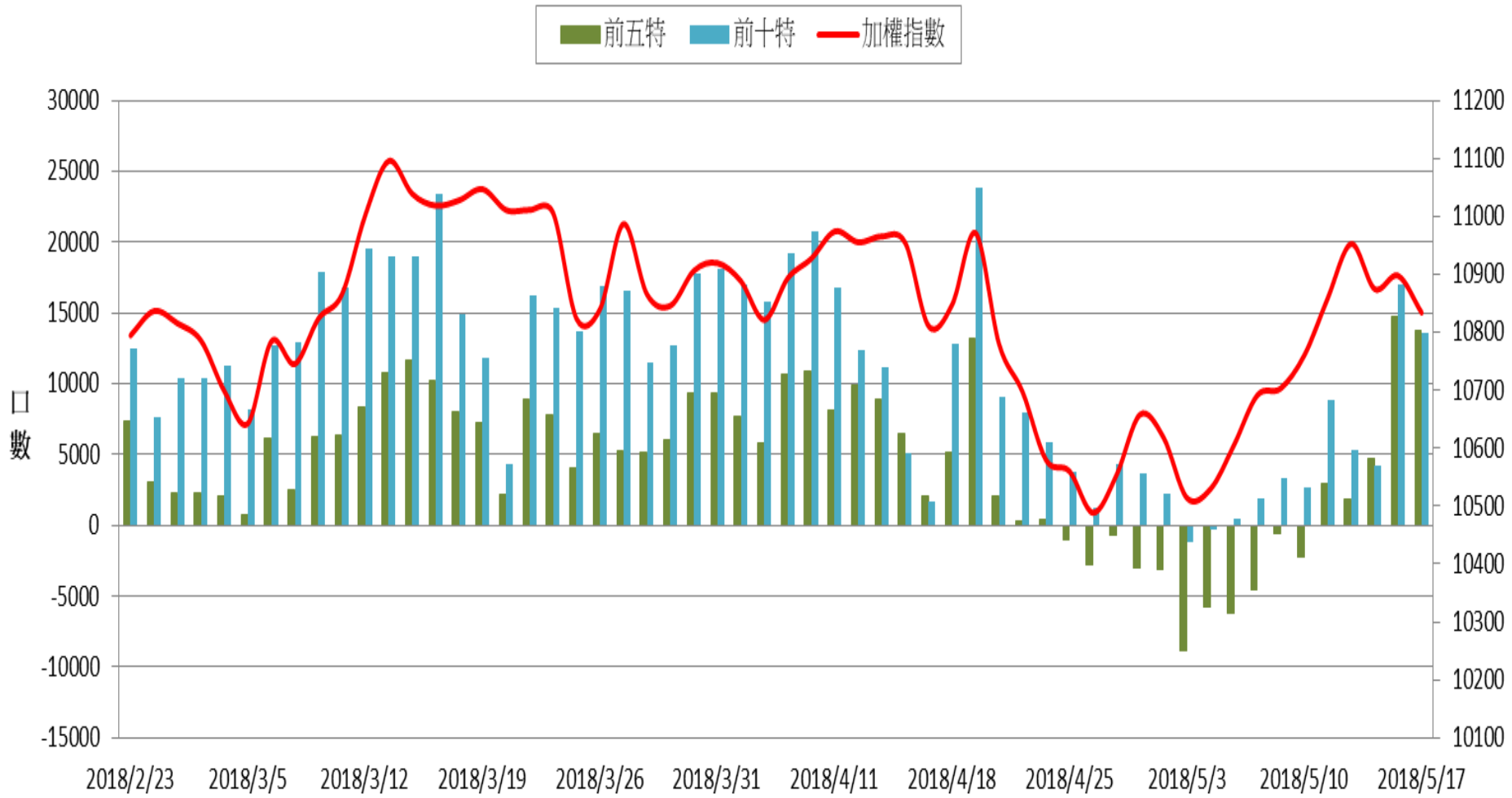
選擇權三大法人未平倉口數V.S 加權指數



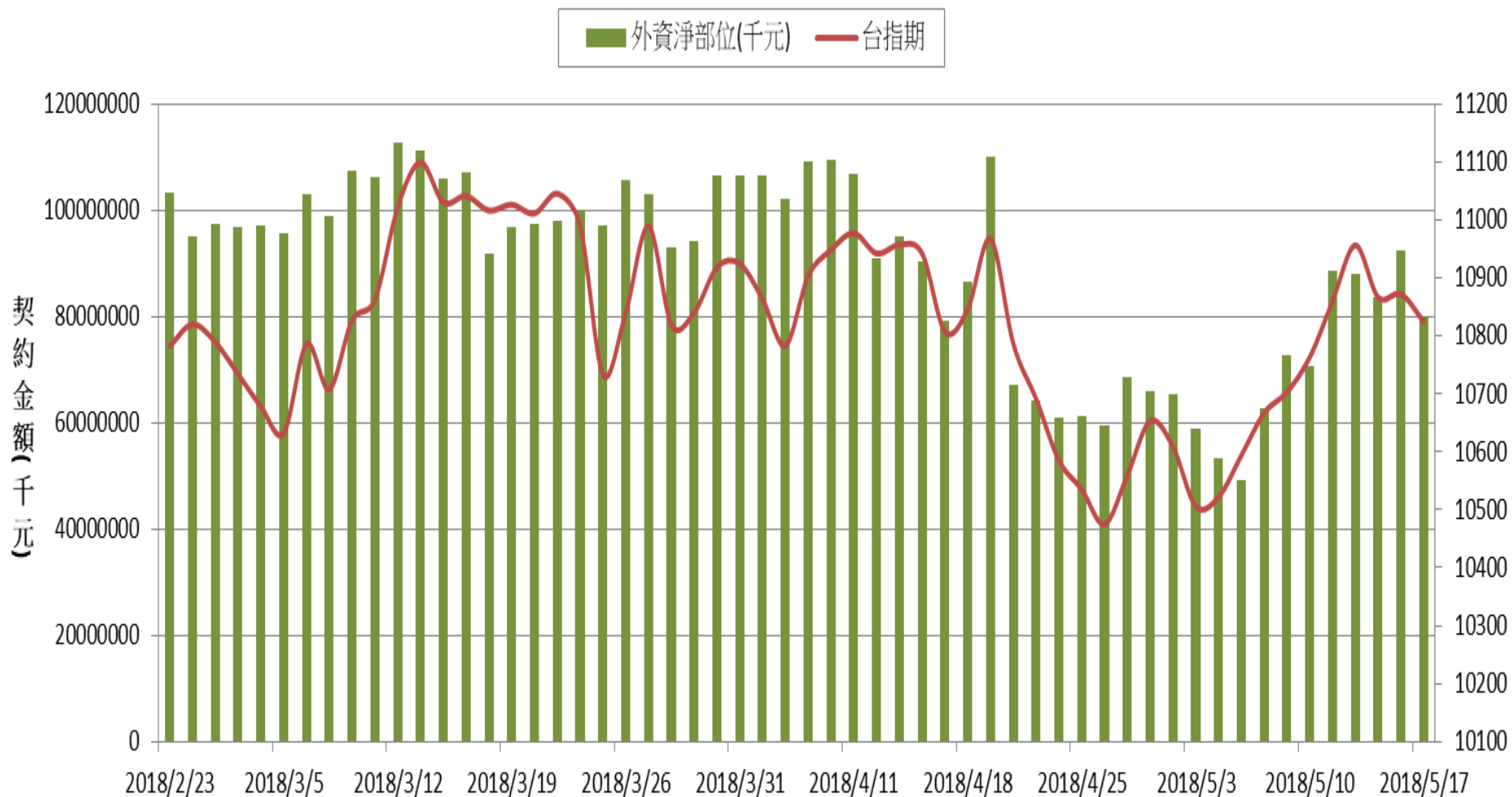
加權指數V.S期貨大額法人未平倉口數



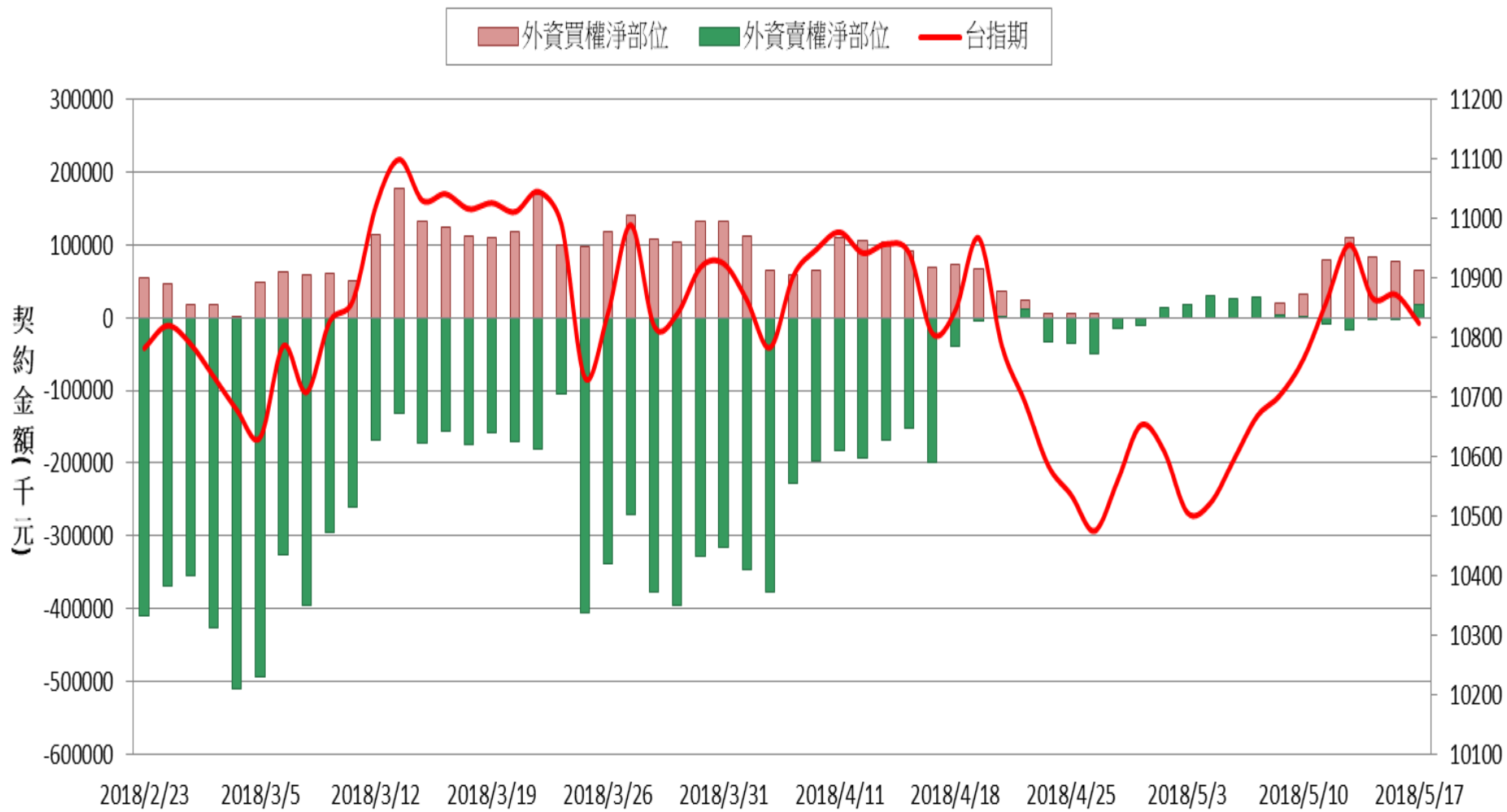
加權指數V.S期貨特定法人未平倉口數



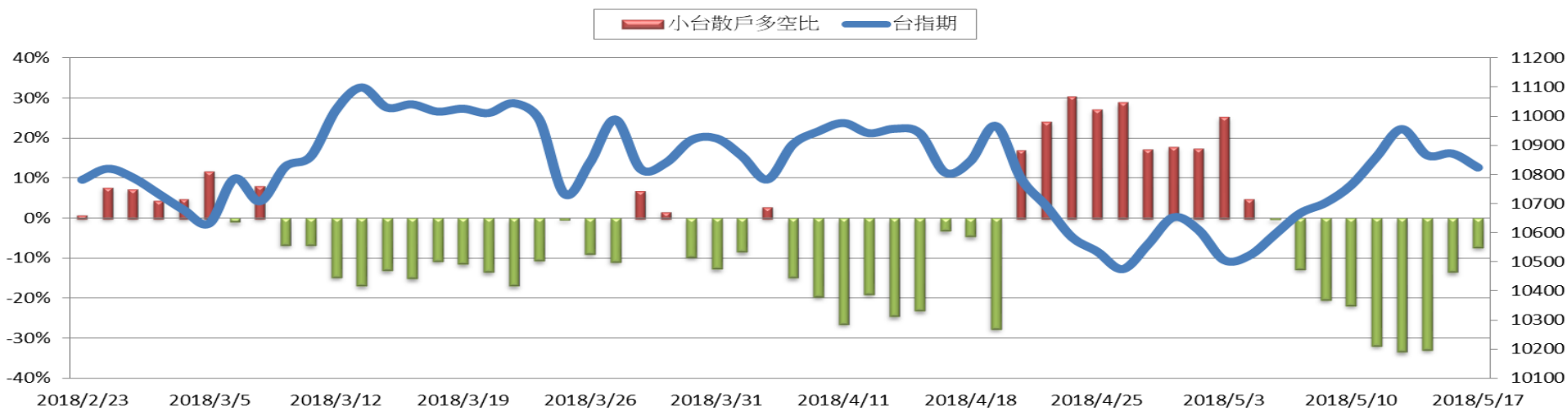
外資台指期與選擇權淨部位契約金額V.S台指期



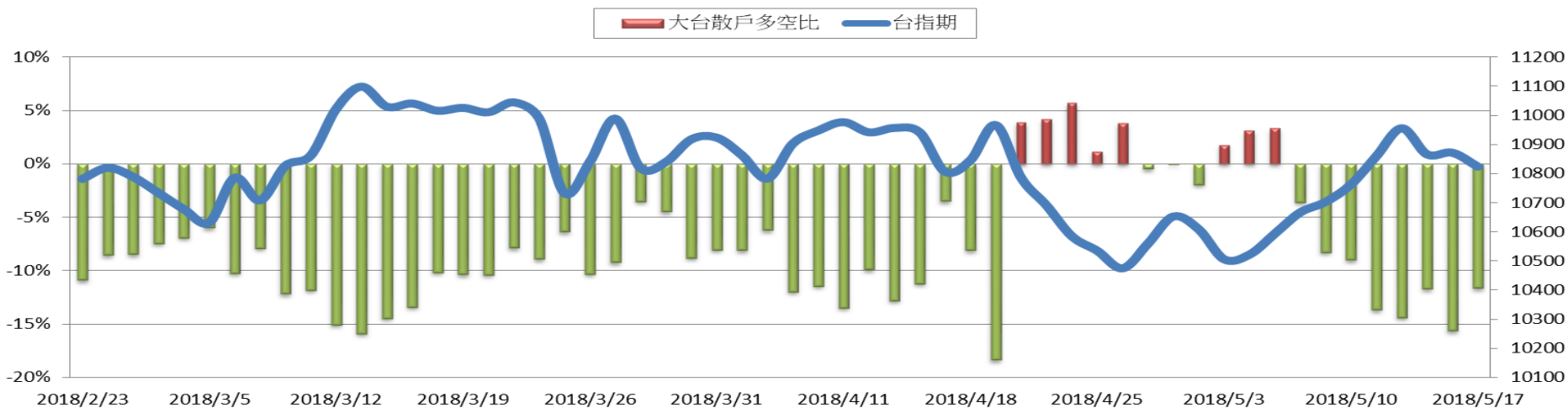
外資買賣權淨部位契約金額V.S台指期



台指期與小台散戶多空比(%)



台指期與大台散戶多空比(%)



買			賣			
Vol	OI變化	OI	履約價	OI	OI變化	Vol
0	0	2	8200	13842	(+230)	309
0	0	0	8300	2096	0	0
0	0	1	8400	2766	0	6
0	0	0	8500	2163	(+30)	72
0	0	2	8600	3251	(+32)	65
0	0	0	8700	699	(+147)	151
0	0	13	8800	2631	(+131)	147
0	0	1	8900	1075	(+197)	204
0	0	17	9000	3031	(+140)	225
0	0	2	9100	959	(+53)	57
1	(+1)	14	9200	1885	(+463)	511
0	0	3	9300	1837	(+167)	383
0	0	21	9400	7318	(-187)	1184
1	(+1)	4	9500	5215	(+121)	1775
0	0	91	9600	9235	(-219)	558
0	0	4	9700	4938	(-68)	608
0	0	58	9800	8441	(+160)	950
0	0	90	9900	6063	(+1752)	2302
0	0	188	10000	12352	(+484)	2040
255	(+244)	389	10100	7657	(+534)	1640
2	0	225	10200	8239	(+405)	2496
15	(-10)	247	10300	10920	(+700)	3174
382	(+3)	490	10400	7914	(+1079)	4766
154	(+87)	646	10500	7323	(+895)	4076
493	(+101)	1917	10600	7639	(+433)	5557
719	(-36)	1755	10700	7908	(+2394)	7126
2077	(+64)	5490	10800	7108	(+1535)	5699
3927	(+716)	6912	10900	2285	(+117)	2980
7116	(+311)	10165	11000	2953	(-17)	1061
8955	(+856)	9924	11100	689	(+113)	336
6753	(+1062)	12966	11200	907	(+22)	104
4259	(+1298)	7730	11300	125	(+91)	151
3004	(+959)	7646	11400	228	(+2)	22
2844	(+1696)	8107	11500	12	(+1)	4
809	(-72)	6313	11600	43	0	0
414	(+156)	1841	11700	3	0	0
87	(+29)	5397	11800	4	0	0
229	(+157)	1953	11900	0	0	0
47	(+2)	4838	12000	6	0	0
0	0	394	12100	1	0	0
11	0	2651	12200	8	0	0
0	0	95	12300	7	0	0
1	0	887	12400	12	0	0
7	(+3)	81	12500	1	0	0
4	0	474	12600	11	0	0
0	0	10	12700	2	0	0
18	(+18)	437	12800	4	0	0
0	0	30	12900	5	0	0
1	0	1070	13000	8	0	0
0	0	77	13100	4	0	0
0	0	601	13200	5	0	0
0	0	94	13300	5	0	0
0	0	465	13400	5	0	0
0	0	306	13500	6	0	0
19	(+1)	1110	13600	0	0	0